



# Piston Check Valve Installation Instructions

Ambient  
-60—+175°F  
-51—+79°C

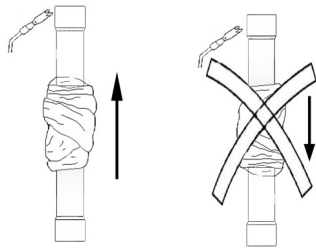
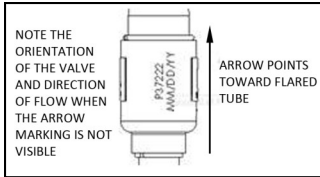
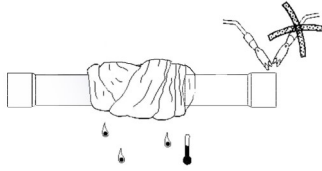
Operating Media  
-40—+300°F  
-40—+149°C

Medium temperature (500° F, 260° C) solder is preferred

For use with CFC, HFC, HCFC and HFO refrigerants listed in CAN/CSA B52 and ANSI/ASHRAE 15, sec. 9.2 where saturation vapor pressure at 125°F (high side) and 80°F (low side) is less than the Maximum Design Working pressure. After charging, mark unit with refrigerant type and oil used. Not suitable for use with ammonia (R717). Please contact the factory for specific refrigerant (and oil) related applications.

**Notes:**

- Ensure application does not exceed pressure stamped on valve.
- When installing vertically, ensure upward flow.
- Failure to wet wrap may result in damage to the valve.



FORM: INST-032  
8/2019



# Piston Check Valve Installation Instructions

Ambient  
-60—+175°F  
-51—+79°C

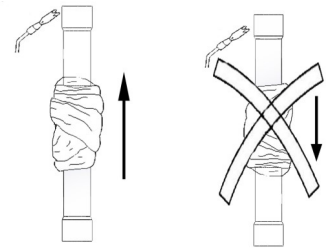
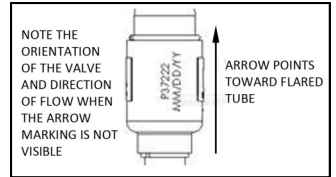
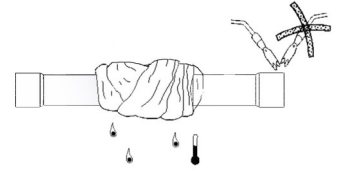
Operating Media  
-40—+300°F  
-40—+149°C

Medium temperature (500° F, 260° C) solder is preferred

For use with CFC, HFC, HCFC and HFO refrigerants listed in CAN/CSA B52 and ANSI/ASHRAE 15, sec. 9.2 where saturation vapor pressure at 125°F (high side) and 80°F (low side) is less than the Maximum Design Working pressure. After charging, mark unit with refrigerant type and oil used. Not suitable for use with ammonia (R717). Please contact the factory for specific refrigerant (and oil) related applications.

**Notes:**

- Ensure application does not exceed pressure stamped on valve.
- When installing vertically, ensure upward flow.
- Failure to wet wrap may result in damage to the valve.



FORM: INST-032  
8/2019



# Piston Check Valve Installation Instructions

Ambient  
-60—+175°F  
-51—+79°C

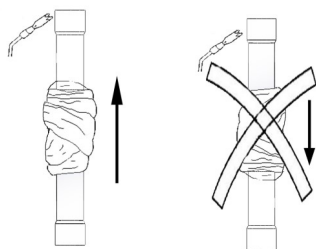
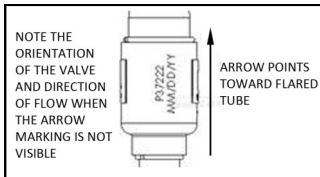
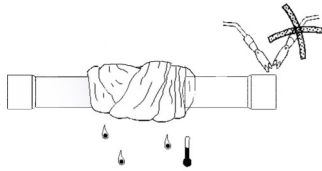
Operating Media  
-40—+300°F  
-40—+149°C

Medium temperature (500° F, 260° C) solder is preferred

For use with CFC, HFC, HCFC and HFO refrigerants listed in CAN/CSA B52 and ANSI/ASHRAE 15, sec. 9.2 where saturation vapor pressure at 125°F (high side) and 80°F (low side) is less than the Maximum Design Working pressure. After charging, mark unit with refrigerant type and oil used. Not suitable for use with ammonia (R717). Please contact the factory for specific refrigerant (and oil) related applications.

**Notes:**

- Ensure application does not exceed pressure stamped on valve.
- When installing vertically, ensure upward flow.
- Failure to wet wrap may result in damage to the valve.



FORM: INST-032  
8/2019



# Piston Check Valve Installation Instructions

Ambient  
-60—+175°F  
-51—+79°C

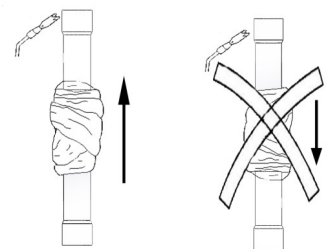
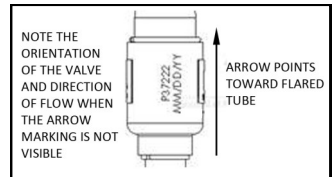
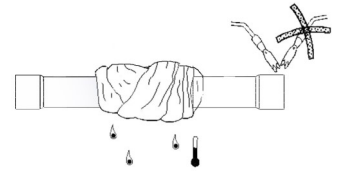
Operating Media  
-40—+300°F  
-40—+149°C

Medium temperature (500° F, 260° C) solder is preferred

For use with CFC, HFC, HCFC and HFO refrigerants listed in CAN/CSA B52 and ANSI/ASHRAE 15, sec. 9.2 where saturation vapor pressure at 125°F (high side) and 80°F (low side) is less than the Maximum Design Working pressure. After charging, mark unit with refrigerant type and oil used. Not suitable for use with ammonia (R717). Please contact the factory for specific refrigerant (and oil) related applications.

**Notes:**

- Ensure application does not exceed pressure stamped on valve.
- When installing vertically, ensure upward flow.
- Failure to wet wrap may result in damage to the valve.



FORM: INST-032  
8/2019