



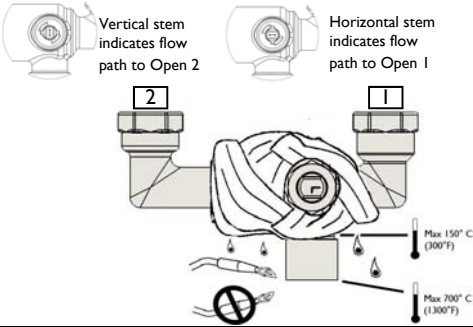
CYCLEMASTER® Ball Valve Manifold
Brazing Instructions

CFC, HCFC & HFC

Ambient Temp
-40° to 175° F
-40° to 79° C

Operating Media
-40° to 300° F
-40° to 149° C

MAP
1305 psig
90 Bar



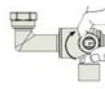
OPEN / CLOSE VALVE



Loosen Nut



Turn Stem



Hand Tighten



Tighten 1/4 Turn



Ball Valve Manifold **MUST** be in OPEN 1 or OPEN 2 POSITION



Turn Clockwise
Open 2



Turn Counter
Clockwise Open 1

FORM INST-027
12.4.15



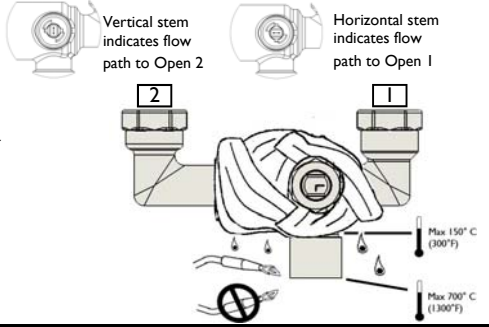
CYCLEMASTER® Ball Valve Manifold
Brazing Instructions

CFC, HCFC & HFC

Ambient Temp
-40° to 175° F
-40° to 79° C

Operating Media
-40° to 300° F
-40° to 149° C

MAP
1305 psig
90 Bar



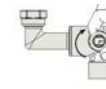
OPEN / CLOSE VALVE



Loosen Nut



Turn Stem



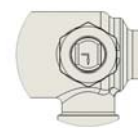
Hand Tighten



Tighten 1/4 Turn



Ball Valve Manifold **MUST** be in OPEN 1 or OPEN 2 POSITION



Turn Clockwise
Open 2



Turn Counter
Clockwise Open 1

FORM INST-027
12.4.15



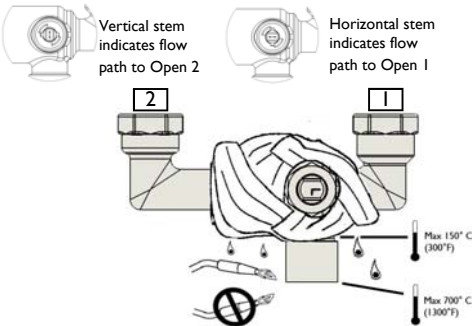
CYCLEMASTER® Ball Valve Manifold
Brazing Instructions

CFC, HCFC & HFC

Ambient Temp
-40° to 175° F
-40° to 79° C

Operating Media
-40° to 300° F
-40° to 149° C

MAP
1305 psig
90 Bar



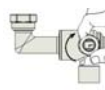
OPEN / CLOSE VALVE



Loosen Nut



Turn Stem



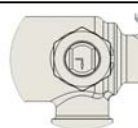
Hand Tighten



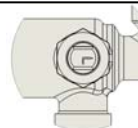
Tighten 1/4 Turn



Ball Valve Manifold **MUST** be in OPEN 1 or OPEN 2 POSITION



Turn Clockwise
Open 2



Turn Counter
Clockwise Open 1

FORM INST-027
12.4.15



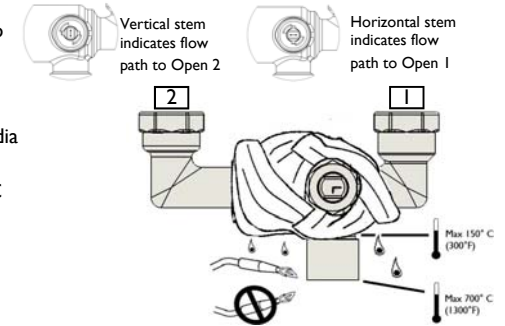
CYCLEMASTER® Ball Valve Manifold
Brazing Instructions

CFC, HCFC & HFC

Ambient Temp
-40° to 175° F
-40° to 79° C

Operating Media
-40° to 300° F
-40° to 149° C

MAP
1305 psig
90 Bar



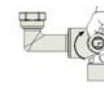
OPEN / CLOSE VALVE



Loosen Nut



Turn Stem



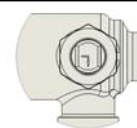
Hand Tighten



Tighten 1/4 Turn



Ball Valve Manifold **MUST** be in OPEN 1 or OPEN 2 POSITION



Turn Clockwise
Open 2



Turn Counter
Clockwise Open 1

FORM INST-027
12.4.15