

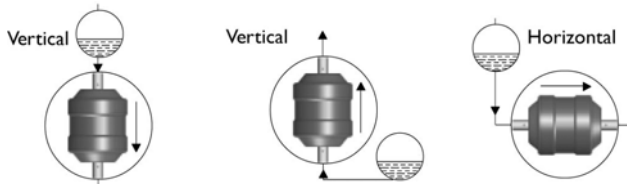


DRYMASTER® Liquid Line Filter Drier Installation Instructions

Symbol	Connection	System Compatibility
	All Sizes	CFC, HCFC & HFC Refrigerants
		

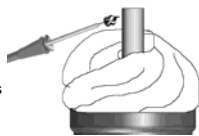
Installs in many positions.



Wet wrap to prevent damage. Use wet rag and wrap filter as shown.

Use 5% Ag.



Keep flames away from body.



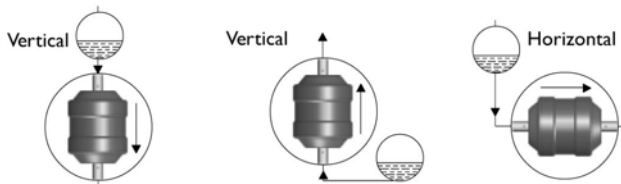
Note: Maximum working pressure shall not be less than the pressure outlined in section 8.2 of ANSI/ASHRAE 15 for the refrigerant used in the system. After charging, the systems shall be marked with the refrigerant and the oil used.

FORM: INST-020
4/16

DRYMASTER® Liquid Line Filter Drier Installation Instructions

Symbol	Connection	System Compatibility
	All Sizes	CFC, HCFC & HFC Refrigerants
		

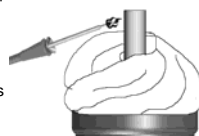
Installs in many positions.



Wet wrap to prevent damage. Use wet rag and wrap filter as shown.

Use 5% Ag.



Keep flames away from body.



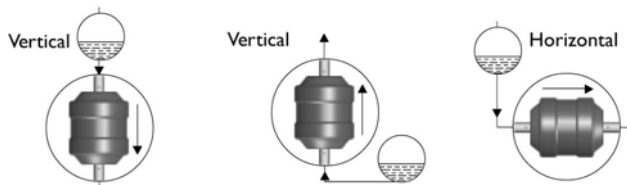
Note: Maximum working pressure shall not be less than the pressure outlined in section 8.2 of ANSI/ASHRAE 15 for the refrigerant used in the system. After charging, the systems shall be marked with the refrigerant and the oil used.

FORM: INST-020
4/16

DRYMASTER® Liquid Line Filter Drier Installation Instructions

Symbol	Connection	System Compatibility
	All Sizes	CFC, HCFC & HFC Refrigerants
		

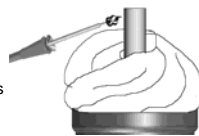
Installs in many positions.



Wet wrap to prevent damage. Use wet rag and wrap filter as shown.

Use 5% Ag.



Keep flames away from body.



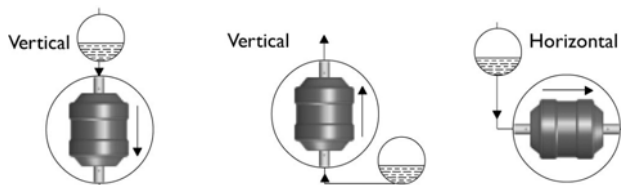
Note: Maximum working pressure shall not be less than the pressure outlined in section 8.2 of ANSI/ASHRAE 15 for the refrigerant used in the system. After charging, the systems shall be marked with the refrigerant and the oil used.

FORM: INST-020
4/16

DRYMASTER® Liquid Line Filter Drier Installation Instructions

Symbol	Connection	System Compatibility
	All Sizes	CFC, HCFC & HFC Refrigerants
		

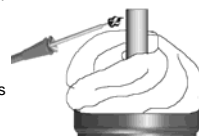
Installs in many positions.



Wet wrap to prevent damage. Use wet rag and wrap filter as shown.

Use 5% Ag.

Keep flames away from body.



Note: Maximum working pressure shall not be less than the pressure outlined in section 8.2 of ANSI/ASHRAE 15 for the refrigerant used in the system. After charging, the systems shall be marked with the refrigerant and the oil used.

FORM: INST-020
4/16