
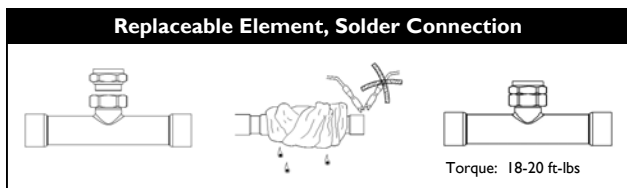
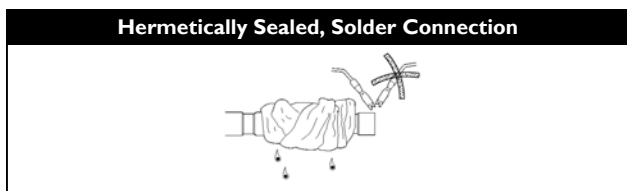


M[®] Sight Glass / Moisture Indicator Installation Instructions

HFC & HCFC Refrigerants				
Refrigerant	Moisture Content ppm			
	25° C (77°F) Liquid Refrigerant		43° C (109°F) Liquid Refrigerant	
	Green/Dry	Yellow/Wet	Green/Dry	Yellow/Wet
R22	30	125	45	185
R134a	35	110	45	175
R404A	20	75	25	130
R410A	75	165	45	300

Working Temp Range: -40°C/85°C (-40°F/185°F)
Max Working Pressure: 4.8 MPa (700 psi)

Max Temp: 95°C (203°F)
Temperatures above maximum will destroy indicator


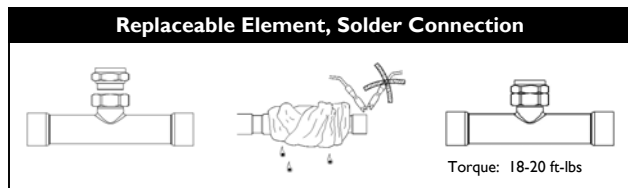
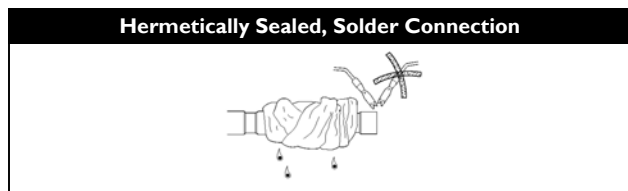
FORM: INST-013
8/14

M[®] Sight Glass / Moisture Indicator Installation Instructions

HFC & HCFC Refrigerants				
Refrigerant	Moisture Content ppm			
	25° C (77°F) Liquid Refrigerant		43° C (109°F) Liquid Refrigerant	
	Green/Dry	Yellow/Wet	Green/Dry	Yellow/Wet
R22	30	125	45	185
R134a	35	110	45	175
R404A	20	75	25	130
R410A	75	165	45	300

Working Temp Range: -40°C/85°C (-40°F/185°F)
Max Working Pressure: 4.8 MPa (700 psi)

Max Temp: 95°C (203°F)
Temperatures above maximum will destroy indicator


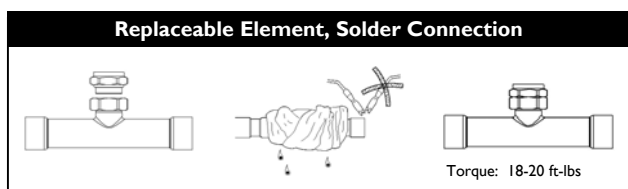
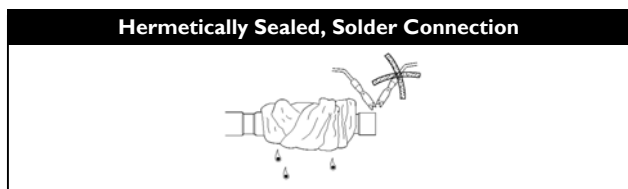
FORM: INST-013
8/14

M[®] Sight Glass / Moisture Indicator Installation Instructions

HFC & HCFC Refrigerants				
Refrigerant	Moisture Content ppm			
	25° C (77°F) Liquid Refrigerant		43° C (109°F) Liquid Refrigerant	
	Green/Dry	Yellow/Wet	Green/Dry	Yellow/Wet
R22	30	125	45	185
R134a	35	110	45	175
R404A	20	75	25	130
R410A	75	165	45	300

Working Temp Range: -40°C/85°C (-40°F/185°F)
Max Working Pressure: 4.8 MPa (700 psi)

Max Temp: 95°C (203°F)
Temperatures above maximum will destroy indicator


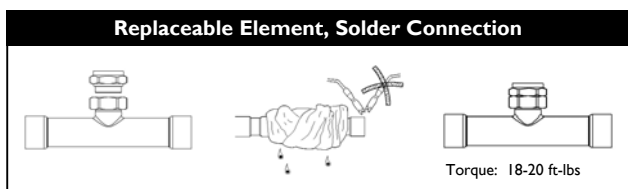
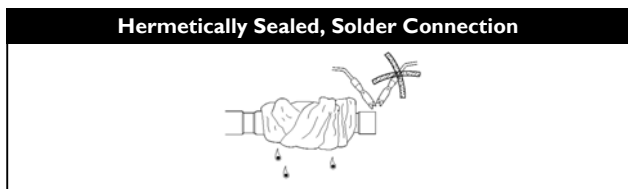
FORM: INST-013
8/14

M[®] Sight Glass / Moisture Indicator Installation Instructions

HFC & HCFC Refrigerants				
Refrigerant	Moisture Content ppm			
	25° C (77°F) Liquid Refrigerant		43° C (109°F) Liquid Refrigerant	
	Green/Dry	Yellow/Wet	Green/Dry	Yellow/Wet
R22	30	125	45	185
R134a	35	110	45	175
R404A	20	75	25	130
R410A	75	165	45	300

Working Temp Range: -40°C/85°C (-40°F/185°F)
Max Working Pressure: 4.8 MPa (700 psi)

Max Temp: 95°C (203°F)
Temperatures above maximum will destroy indicator

FORM: INST-013
8/14