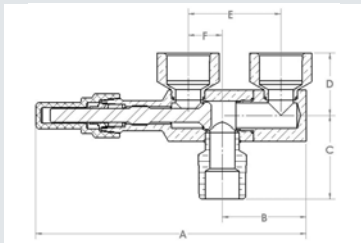


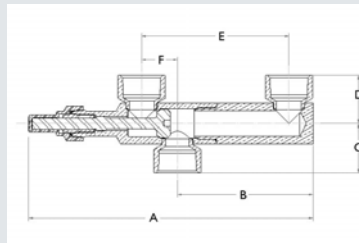


Features:

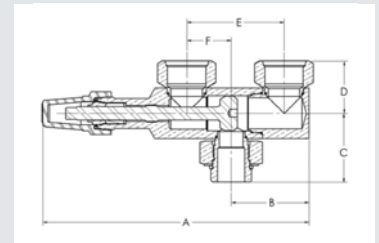
- Design Pressure (DP) / Maximum abnormal pressure (MAP): 700 psig, 48 bar
- Continuous operating temperature (COT): -40°F/300°F, -40°C/149°C
- Contact factory or visit website for compatibility with CFC, HCFC, HFC and HFO refrigerants and oils
- Allows easy replacement of attached relief valves and rupture discs while the system is operative.
- Dual internal seats ensure complete isolation of individual circuits.
- Available with various inlet connections.
- Multiple cap options available.



NPTFE X NPTFI



NPTFI X NPTFI



STRAIGHT THREAD

NPTFE X NPTFI

Part Number	Inlet NPTFE	Outlet NPTFI	A		B		C		D		E		F		Torques to Seal				Wt			
			in	mm	in	mm	in	mm	in	mm	in	mm	in	mm	Front Seat (ft-lb)	Back Seat (ft-lb)	Pack Gland (ft-lb)	Front Seat (N-m)	Back Seat (N-m)	Pack Gland (N-m)	lb	kg
A 17923	1	1	8.51	216	2.44	62	2.39	49	1.94	49	3.13	80	1.70	43	22 - 40	30 - 54	22 - 45	30 - 61	15 - 25	20 - 34	4.55	2.06
A 17924	1 1/4	1 1/4	8.80	224	2.44	62	2.45	54	2.11	54	3.13	80	1.70	43	22 - 40	30 - 54	22 - 45	30 - 61	15 - 25	20 - 34	5.60	2.54
A 17921	1/2	1/2	5.98	152	1.75	44	1.76	35	1.36	35	2.04	52	0.75	19	16 - 18	22 - 24	16 - 18	22 - 24	8 - 12	11 - 16	1.47	0.66
A 17922	3/4	3/4	6.01	153	1.85	47	1.84	35	1.38	35	2.04	52	0.75	19	16 - 18	22 - 24	16 - 18	22 - 24	8 - 12	11 - 16	1.28	0.58

NPTFI X NPTFI

Part Number	Inlet NPTFE	Outlet NPTFI	A		B		C		D		E		F		Torques to Seal				Wt			
			in	mm	in	mm	in	mm	in	mm	in	mm	in	mm	Front Seat (ft-lb)	Back Seat (ft-lb)	Pack Gland (ft-lb)	Front Seat (N-m)	Back Seat (N-m)	Pack Gland (N-m)	lb	kg
B 35273	1 1/4	1 1/4	11.34	288	5.41	137	1.94	50	1.97	50	5.88	149	1.43	36	22 - 40	30 - 54	22 - 45	30 - 61	15 - 25	20 - 34	6.00	2.72

STRAIGHT THREAD

Part Number	Inlet	Outlet	A		B		C		D		E		F		Torques to Seal				Wt			
			in	mm	in	mm	in	mm	in	mm	in	mm	in	mm	Front Seat (ft-lb)	Back Seat (ft-lb)	Pack Gland (ft-lb)	Front Seat (N-m)	Back Seat (N-m)	Pack Gland (N-m)	lb	kg
B 34550	7/8-14UNF 2A	7/8-14UNF 2B	5.98	152	1.85	47	1.65	35	1.38	35	2.04	52	0.75	19	16 - 18	22 - 24	16 - 18	22 - 24	8 - 12	11 - 16	1.46	0.66
B 34559	1 5/16-12UNF 2A	1 5/16-12UNF 2B	8.53	217	2.50	64	2.22	43	1.69	43	3.13	80	1.43	36	22 - 40	30 - 54	22 - 45	30 - 61	15 - 25	20 - 34	3.14	1.42
B 34654	1 5/8-12UNF 2A	1 5/8-12UNF 2B	8.53	217	2.50	64	2.19	46	1.81	46	3.13	80	1.43	36	22 - 40	30 - 54	22 - 45	30 - 61	15 - 25	20 - 34	3.64	1.65