

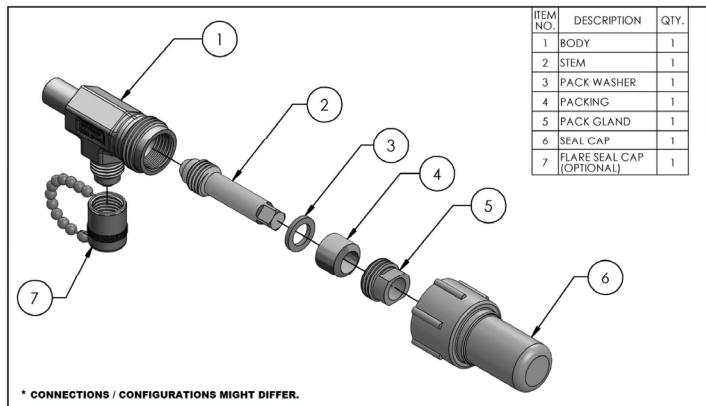
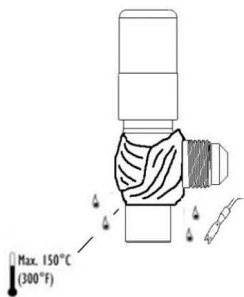
# M<sup>®</sup> Packed Line Valves INSTRUCTIONS

Valve installation and servicing should only be performed by qualified service technicians. Do not attempt to service while the valve is under system pressure.

**HFC, HCFC, CFC, CO<sub>2</sub>**

Working Temp Range  
-40°C/149°C, -40°F/300°F

Max Working Pressure (PS)  
48 bar, 700 psig



FORMS: INST-035  
2/27/2025

# M<sup>®</sup> Packed Line Valves INSTRUCTIONS

## IMPORTANT:

- For your convenience, ODS valves are shipped from the factory with the stem and seal cap(s) loosely assembled and the packing components - pack gland, packing and pack washer - separately packed in the bag.
- The exploded view shows the order of assembly of the components.
- Packing gland torque: 8 - 12 ft.-lbs. (to seal)
- Make sure to lubricate the packing lightly with refrigerant oil.
- Please make sure to assemble the packing washer (3) before the packing (4).
- Assembly torque for valve core (where applicable): 1.5 - 3 lbf-in
- Seal cap torque BRASS: 20-30 ft. lbs.
- PLASTIC: finger tight

DP / MAP / PS: 700 PSIG/ 48 BAR  
COT / TS: -40°F to 300°F / -40°C to 149°C

FOR USE WITH CFC, HFC, HCFC AND HFO REFRIGERANTS LISTED IN CAN/CSA B52 AND ANSI/ASHRAE 15 SEC.9.2 WHERE THE SATURATION VAPOR PRESSURE AT 125° (HIGH SIDE) AND 80°F (LOW SIDE) IS LESS THAN THE MAXIMUM DESIGN WORKING PRESSURE. AFTER CHARGING, MARK UNIT WITH REFRIGERANT TYPE AND OIL USED. NOT SUITABLE FOR USE WITH AMMONIA (R717).

PLEASE CONTACT FACTORY (615)374-2124 OR VISIT WEBSITE [www.muellerrefrigeration.com](http://www.muellerrefrigeration.com) FOR SPECIFIC REFRIGERANT (AND OIL) RELATED APPLICATIONS.

FORMS: INST-035  
2/27/2025

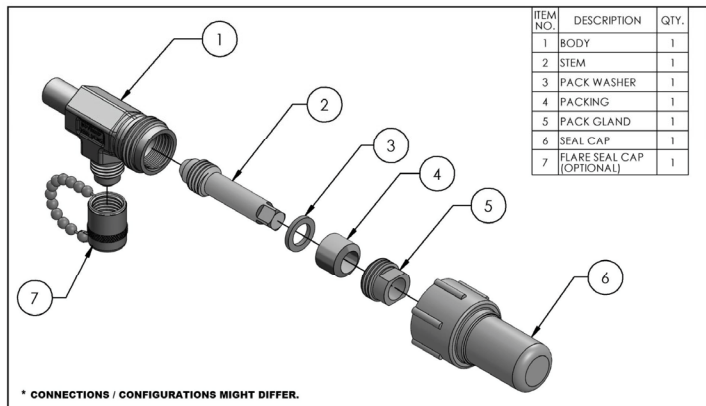
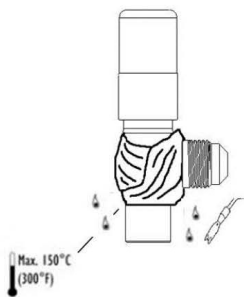
# M<sup>®</sup> Packed Line Valves INSTRUCTIONS

Valve installation and servicing should only be performed by qualified service technicians. Do not attempt to service while the valve is under system pressure.

**HFC, HCFC, CFC, CO<sub>2</sub>**

Working Temp Range  
-40°C/149°C, -40°F/300°F

Max Working Pressure (PS)  
48 bar, 700 psig



FORMS: INST-035  
2/27/2025

# M<sup>®</sup> Packed Line Valves INSTRUCTIONS

## IMPORTANT:

- For your convenience, ODS valves are shipped from the factory with the stem and seal cap(s) loosely assembled and the packing components - pack gland, packing and pack washer - separately packed in the bag.
- The exploded view shows the order of assembly of the components.
- Packing gland torque: 8 - 12 ft.-lbs. (to seal)
- Make sure to lubricate the packing lightly with refrigerant oil.
- Please make sure to assemble the packing washer (3) before the packing (4).
- Assembly torque for valve core (where applicable): 1.5 - 3 lbf-in
- Seal cap torque BRASS: 20-30 ft. lbs.
- PLASTIC: finger tight

DP / MAP / PS: 700 PSIG/ 48 BAR  
COT / TS: -40°F to 300°F / -40°C to 149°C

FOR USE WITH CFC, HFC, HCFC AND HFO REFRIGERANTS LISTED IN CAN/CSA B52 AND ANSI/ASHRAE 15 SEC.9.2 WHERE THE SATURATION VAPOR PRESSURE AT 125° (HIGH SIDE) AND 80°F (LOW SIDE) IS LESS THAN THE MAXIMUM DESIGN WORKING PRESSURE. AFTER CHARGING, MARK UNIT WITH REFRIGERANT TYPE AND OIL USED. NOT SUITABLE FOR USE WITH AMMONIA (R717).

PLEASE CONTACT FACTORY (615)374-2124 OR VISIT WEBSITE [www.muellerrefrigeration.com](http://www.muellerrefrigeration.com) FOR SPECIFIC REFRIGERANT (AND OIL) RELATED APPLICATIONS.

FORMS: INST-035  
2/27/2025