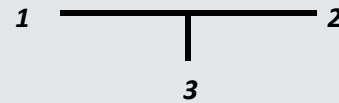




Features:

- Recommended Design Pressure (DP/ Maximum abnormal pressure (MAP): 700 psig, 48 bar
- In conformance with Refrigeration Fitting Standards SAE J513
- Fabricated from brass forgings or drawn brass rod eliminating the possibility of seepage by porosity
- Accurately machined and fully protected against damage during shipping, handling and storage to assure tight leak-proof joints
- Smooth interior finish provides unrestricted flow and reduced pressure drop

Tees are described by first sizing the run (1 to 2) and then the branch (3).



The letter in the first position of the catalog number is derived from the name of the fitting. Examples:

- T - Tees
- B - Bonnets
- E - Elbows
- N - Nuts
- U - Unions
- F - Fuse Plugs

The numeral in the second position of the catalog number designates the combination of threads on the fitting.

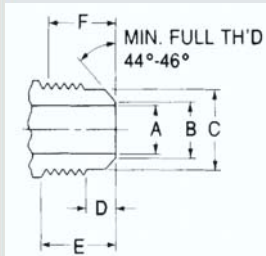
- 4 - Forged Nut
- 2 - Flare to Flare Fitting (U2, E2, T2)
- 1 - External Pipe Thread (U1, E1, T1)

Indicators preceding the numeral in the second position of the catalog number designate the following:

- S - Short (forged nuts)
- R - Internal pipe to flare fitting (excludes tees)
- R - Reducing flare nut (forged nuts)
- R - Pipe thread to flare on the run (tees)

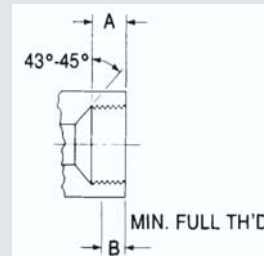
The last two characters in the catalog number designate the size. (Flare sizes are designated by numerals, pipe sizes are designated by letters.)

- | | |
|----------|---------|
| 3 - 3/16 | A - 1/8 |
| 4 - 1/4 | B - 1/4 |
| 5 - 5/16 | C - 3/8 |
| 6 - 3/8 | D - 1/2 |
| 8 - 1/2 | E - 3/4 |
| 10 - 5/8 | F - 1 |
| 12 - 3/4 | |



External Flare:

Size	A (in)	B (in)	C (in)	D (in)	E (in)	Min Rull Thread F (in)	Size Thread
3/16	0.13	0.16	0.30	0.13	0.44	0.43	3/8 - 24
1/4	0.19	0.22	0.34	0.16	0.50	0.41	7/16 - 20
5/16	0.22	0.25	0.41	0.19	0.56	0.47	1/2 - 20
3/8	0.28	0.31	0.53	0.22	0.53	0.53	5/8 - 18
1/2	0.41	0.44	0.64	0.25	0.75	0.66	3/4 - 16
5/8	0.50	0.53	0.75	0.28	0.88	0.75	7/8 - 14
3/4	0.63	0.72	0.94	0.28	1.00	0.91	1 1/16 - 14



Internal Flare:

Size	A (in)	Min Rull Thread F (in)	Size Thread
3/16	0.28	0.22	3/8 - 24
1/4	0.34	0.27	7/16 - 20
5/16	0.38	0.30	1/2 - 20
3/8	0.44	0.34	5/8 - 18
1/2	0.53	0.44	3/4 - 16
5/8	0.66	0.55	7/8 - 14
3/4	0.78	0.67	1 1/16 - 14

